

# Human IL-18BP Protein

Cat. No. IL8-HM1BP

## Description

<b>Source</b>	Recombinant Human IL-18BP Protein is expressed from HEK293 with His tag at the C-Terminus. It contains Thr31-Gly194.
<b>Accession</b>	O95998-2
<b>Molecular Weight</b>	The protein has a predicted MW of 18.7 kDa. Due to glycosylation, the protein migrates to 40-60 kDa based on Tris-Bis PAGE result.
<b>Endotoxin</b>	Less than 1EU per µg by the LAL method.
<b>Purity</b>	> 95% as determined by Tris-Bis PAGE

## Formulation and Storage

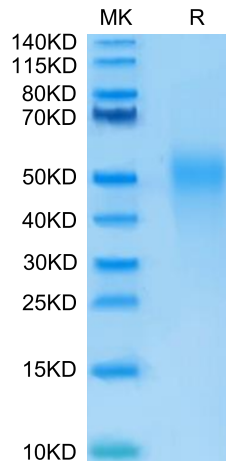
<b>Formulation</b>	Lyophilized from 0.22µm filtered solution in PBS (pH 7.4). Normally 8% trehalose is added as protectant before lyophilization.
<b>Reconstitution</b>	Centrifuge the tube before opening. Reconstituting to a concentration more than 100 µg/ml is recommended. Dissolve the lyophilized protein in distilled water.
<b>Storage</b>	-20 to -80°C for 12 months as supplied from date of receipt. -80°C for 3-6 months after reconstitution. 2-8°C for 2-7 days after reconstitution. Recommend to aliquot the protein into smaller quantities for optimal storage. Please minimize freeze-thaw cycles.

## Background

Cytokines were the first modern immunotherapies to produce durable responses in patients with advanced cancer, components of the interleukin-18 (IL-18) pathway are upregulated on tumour-infiltrating lymphocytes, suggesting that IL-18 therapy could enhance anti-tumour immunity. IL-18BP, a high-affinity IL-18 decoy receptor, is frequently upregulated in diverse human and mouse tumours and limits the anti-tumour activity of IL-18 in mice.

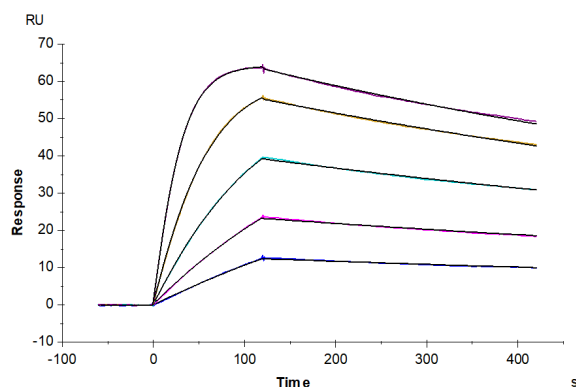
## Assay Data

### Tris-Bis PAGE



Human IL-18BP on Tris-Bis PAGE under reduced condition. The purity is greater than 95%.

### SPR Data

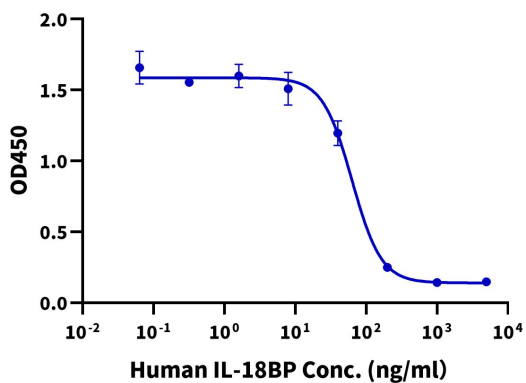


Human IL-18BP, His Tag captured on CM5 Chip via Anti-his antibody can bind Human IL-18, No Tag with an affinity constant of 0.41 nM as determined in SPR assay (Biacore T200).

Assay Data

Cell Based Assay

Recombinant Human IL-18BP Bioactivity



Measured by its ability to inhibit the IL-18-induced response of human natural killer lymphoma NK-92 cells. The ED50 for this effect is 0.04 - 0.08 µg/mL in the presence of 30 ng/mL of recombinant Human IL-18.